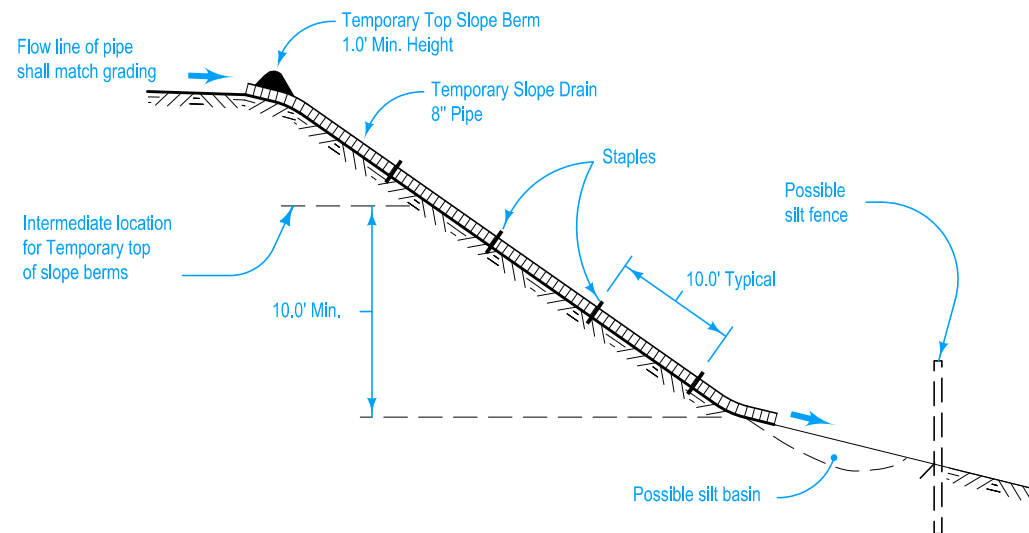
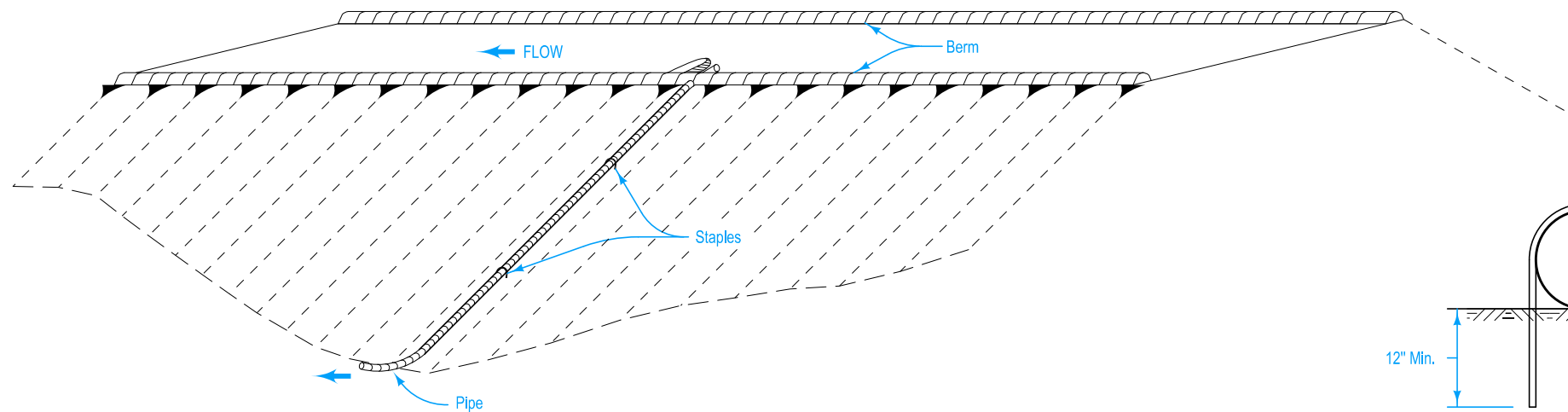


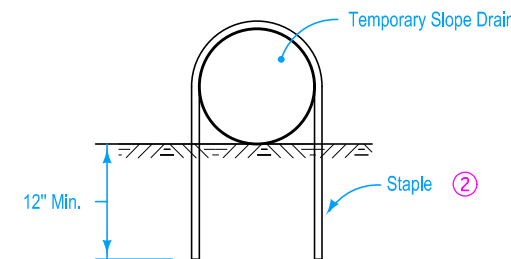
PLAN



TYPICAL SECTION



PERSPECTIVE



STAPLE DETAIL

GENERAL NOTES:

Details indicated hereon are for the installation of a temporary slope drain on the foreslope of the roadway fill. The intent of the temporary slope drain is to prevent foreslope erosion during construction and to minimize the water pollution which might be caused by soil erosion from the project.

At the completion of each day's grading, a temporary berm will be constructed on both sides of the subgrade. At points a maximum of 500' apart, at low points of vertical curves, and as determined by the Engineer, temporary intercepting wing dikes shall be graded and slope drains installed. All special grading work shall be considered incidental to other grading work on the project.

Foreslopes with a vertical height of ten feet or less shall not have temporary slope drains installed.

The temporary slope drain shall consist of a length of pipe capable of extending to the top of foreslope when all grading has been completed. The pipe shall be moved up the foreslope to the new temporary top of slope berm at the completion of each day's work. The pipe shall be Solid Tubing complying with all requirements of ASTM F 405, Standard Duty Tubing.

Method of measurement shall be along the centerline of pipe in its final position.

The price bid for "Temporary Slope Drain, As Per Plan", measured in lineal feet, shall be considered full compensation for the construction of all required temporary top of slope berms and for installing and maintaining the slope drain for the duration of the contract.

① Typical length of 10.0', 1.0' minimum height

② Staple may be bent reinforcing bar No. 4 minimum, or alternate approved by the Engineer.

IOWA DOT ROAD DESIGN DETAIL	REVISION	
	1	03-28-95
	510-02	
REVISIONS: Place in CADD.	SHEET 1 of 1	

DETAILS OF TEMPORARY SLOPE DRAIN