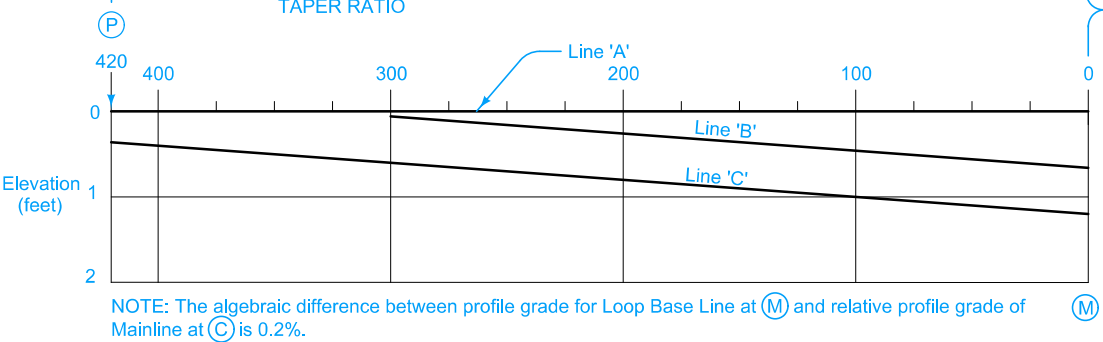


TABLE OF SHOULDER TRANSITION LENGTHS			
W	Shoulder Width beyond Edge of Mainline Pavement		
	8'	10'	12'
12'	NA	100'	150'

NOTE: W_o is the width of the outside lane to the Edge of Pavement.



PROFILE

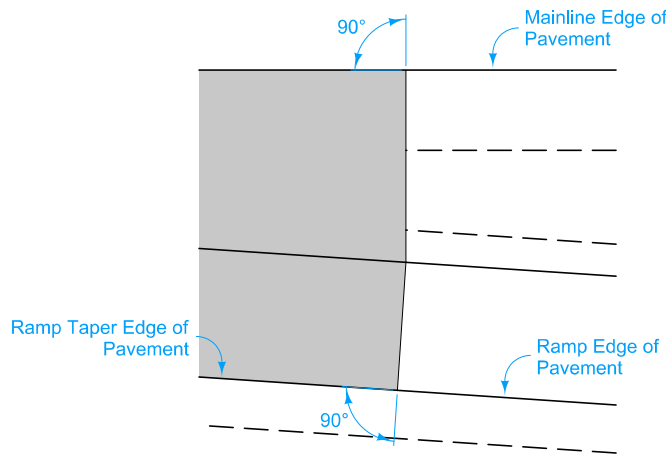
TABLE OF OFFSETS AND DROPS FOR 18' RAMP TAPER																			
DISTANCE FROM POINT C ALONG LINE 'A' (Ft.)		420	400	375	350	325	300	275	250	225	200	175	150	125	100	75	50	25	0
From Line 'A' To Line 'B'	OFFSET (Ft.)						2.00	3.67	5.33	7.00	8.67	10.33	12.00	13.67	15.33	17.00	18.67	20.33	22.00
	SLOPE (%)	Constant 3.0% Slope																	
	DROP (Ft.)						0.06	0.11	0.16	0.21	0.26	0.31	0.36	0.41	0.46	0.51	0.56	0.61	0.66
From Line 'B' To Line 'C'	OFFSET (Ft.)	Constant 18' Offset																	
	SLOPE (%)	Constant 3.0% Slope																	
	DROP (Ft.)						0.54	0.54	0.54	0.54	0.54	0.54	0.54	0.54	0.54	0.54	0.54	0.54	0.54
From Line 'A' To Line 'C'	OFFSET (Ft.)	12.00	13.33	15.00	16.67	18.33													
	SLOPE (%)	Constant 3.0% Slope																	
	DROP (Ft.)	0.36	0.40	0.45	0.50	0.56	0.60	0.65	0.70	0.75	0.80	0.85	0.90	0.95	1.00	1.05	1.10	1.15	1.20

Construct Loop exit pavement the same thickness as mainline pavement.

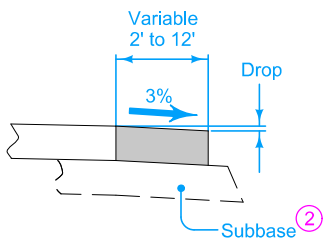
For joint details, see PV-101.

① For header construction details at the beginning of taper, see Typical 7101 or Typical 7102.

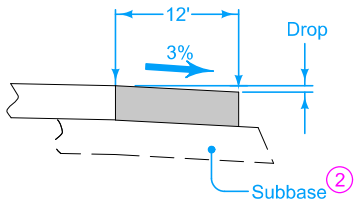
② Construct subbase for ramp exit pavement the same thickness as mainline subbase.



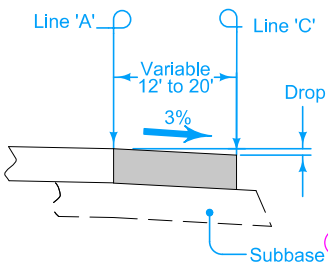
DETAIL 'A'



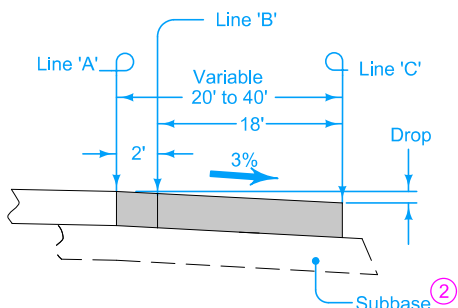
SECTION A-A



SECTION B-B



SECTION C-C



SECTION D-D

IOWA DOT

ROAD DESIGN DETAIL

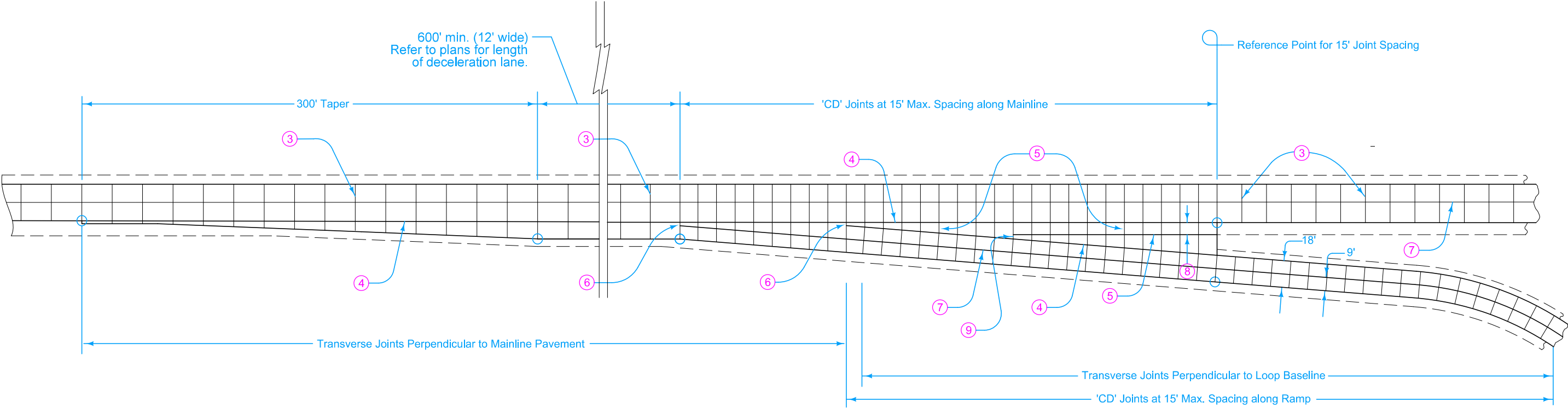
REVISIONS: Removed KT joint option.

REVISION
3 10-21-25

533-03


SHEET 1 of 2

PARALLEL DECELERATION TAPER
FOR 18' EXIT LOOP
(60 MPH DESIGN SPEED)



18' EXIT LOOP WITH PARALLEL DECELERATION LANE

- ③ 'CD' Joints at 17' spacing.
- ④ 'BT-2' Joint.
- ⑤ 'C' Joint.
- ⑥ 'B' Joint. 2' minimum, 4' maximum.
- ⑦ 'L-2' Joint.
- ⑧ 10' minimum or equal to mainline shoulder width.
- ⑨ 'B' or 'C' Joint. 2' minimum. 4' maximum.

 ROAD DESIGN DETAIL	REVISION	
	3	10-21-25
	533-03	
SHEET 2 of 2		
REVISIONS: Removed KT joint option.		
PARALLEL DECELERATION TAPER FOR 18' EXIT LOOP (60 MPH DESIGN SPEED)		