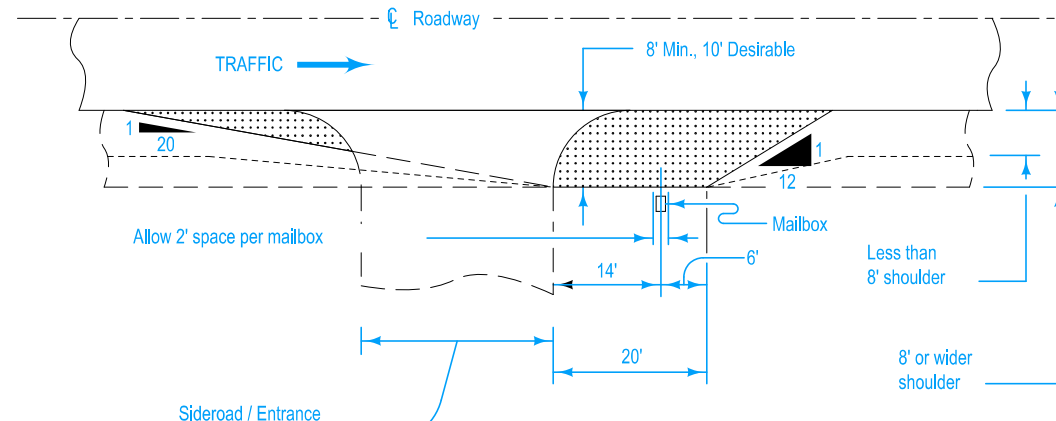
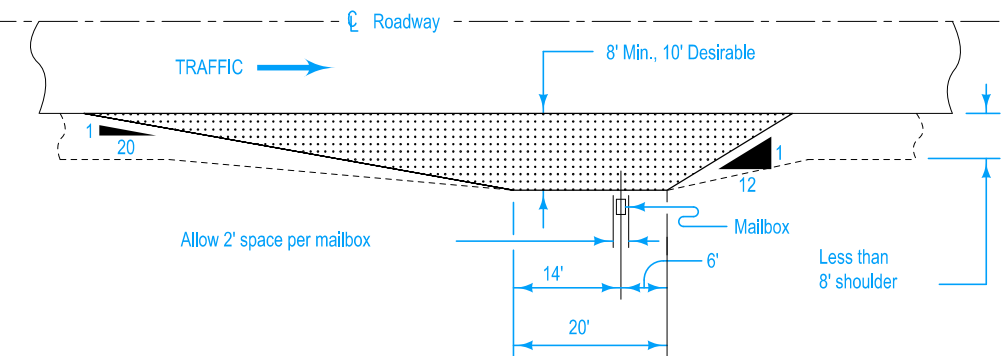


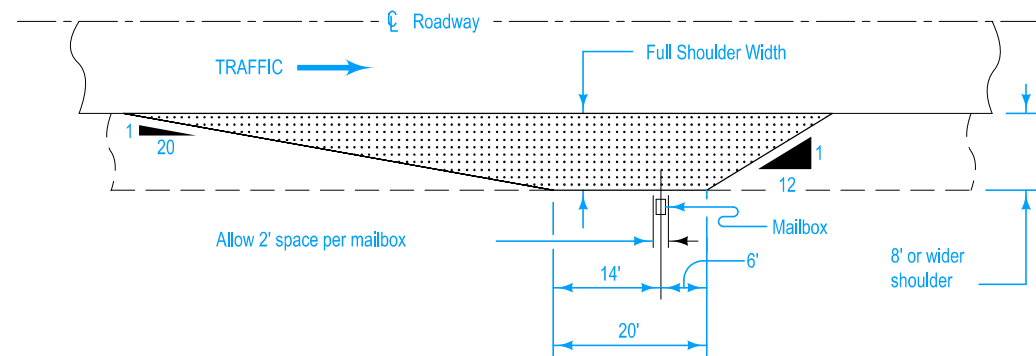
PLAN VIEW  
Approach Side of Entrance



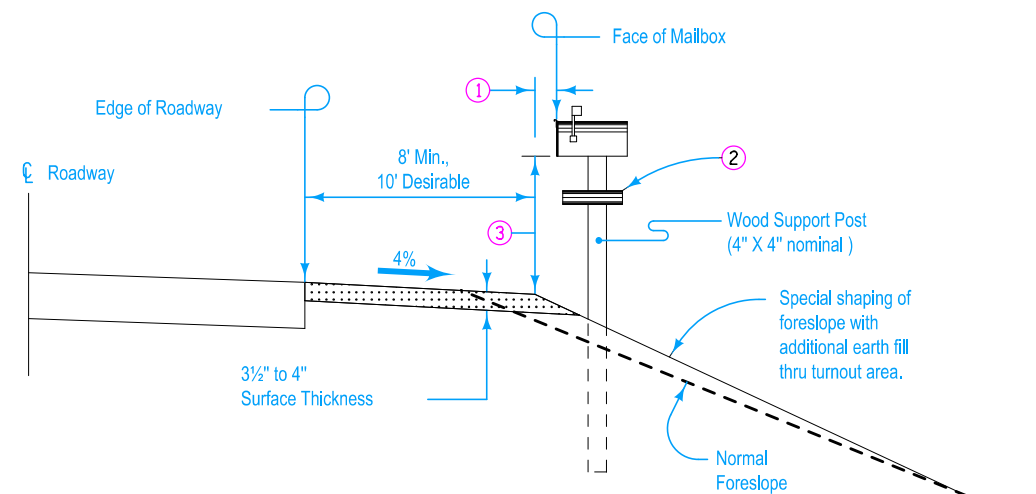
PLAN VIEW  
Trailing Side of Entrance



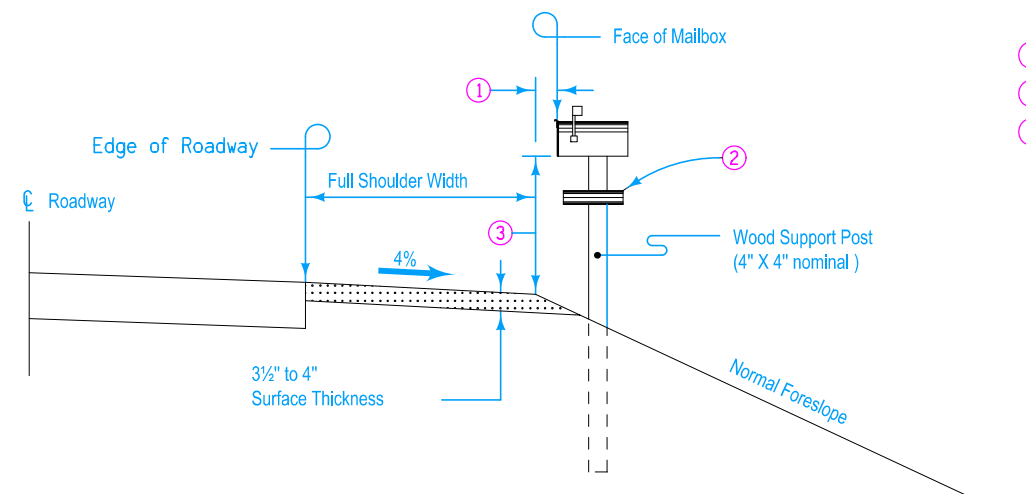
PLAN VIEW  
Shoulder Width Less than 8'



PLAN VIEW  
Shoulder Width 8' or More



TYPICAL SECTION  
Shoulder Width Less than 8'



TYPICAL SECTION  
Shoulder Width 8' or More

#### GENERAL NOTES:

Refer to "Policies and Procedures Manual", Policy 610.09, Mailboxes and Newspaper Receptacles on Primary Roads.

Mailbox turnouts shall be full shoulder width with a minimum width of 8 feet. On shoulders less than 8 feet, build fillet to obtain a minimum width of 8 feet.

For multiple mailbox installations in one turnout, the taper dimensions will remain the same. The dimensions from centerline of mailbox located at either end will remain the same and 2 feet will be allowed for each mailbox in the installation.

When the mailbox owner's driveway is on the right hand side of the road, as the mail carrier travels, the box would preferably be placed near the driveway as shown on this sheet. With these types of placement, the driveway will serve as part of the mailbox turnout.

Requests, by the property owner, for the location of mailbox turnouts other than at driveways shall be approved by the Engineer in charge of construction and the U.S. Postal Authorities.

Mailbox(s) shall be installed with the face (door) no closer to the roadway than the shoulder line. Support post shall be in the foreslope with the inside edge at least one (1) foot outward from the shoulder line.

#### SURFACING QUANTITY

Surfacing of mailbox turnouts is based on a 5 inch design depth (loose volume) which will, under normal conditions, compact to 3.5" to 4" actual depth. A width of 8 feet will require approximately 18.3 cubic yards and 10 foot width will require approximately 27.8 cubic yards of surfacing. Quantities are given for a single mailbox installation 276 to 340 feet in length. Where multiple installations or installations at driveways are encountered, quantities will vary as directed by the Engineer.

Payment for construction of mailbox turnouts will be as specified elsewhere in the contract documents.

- ① 8" to 12" preferred, 0" minimum.
- ② Metal tube / box for delivery of local advertisements, newspapers etc.
- ③ Mounting height per U.S. Postal Regulations (42" to 48" above mail stop surface).

<div>IOWA   DOT</div> <div>ROAD DESIGN DETAIL</div>	REVISION	
	1	03-28-95
	560-2	
	SHEET 1 of 1	
REVISIONS:      Place in CADD.		
<div>DETAILS OF</div> <div>MAILBOX TURNOUTS</div> <div>(GRANULAR SURFACED)</div>		